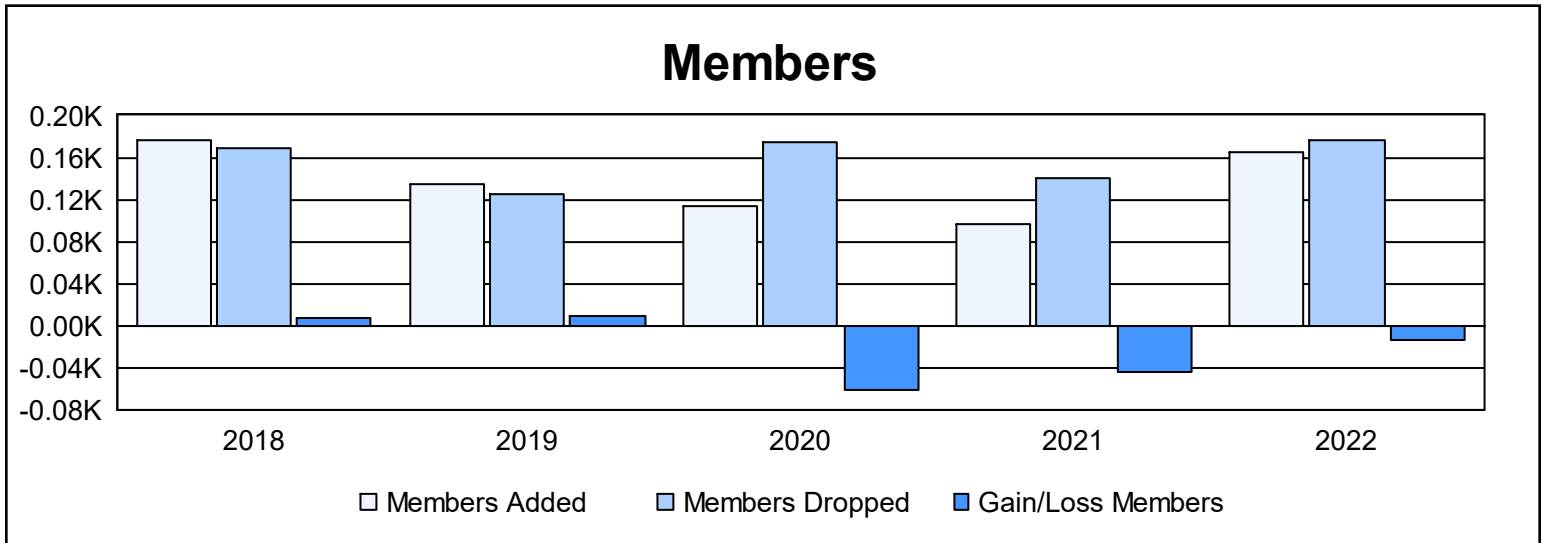
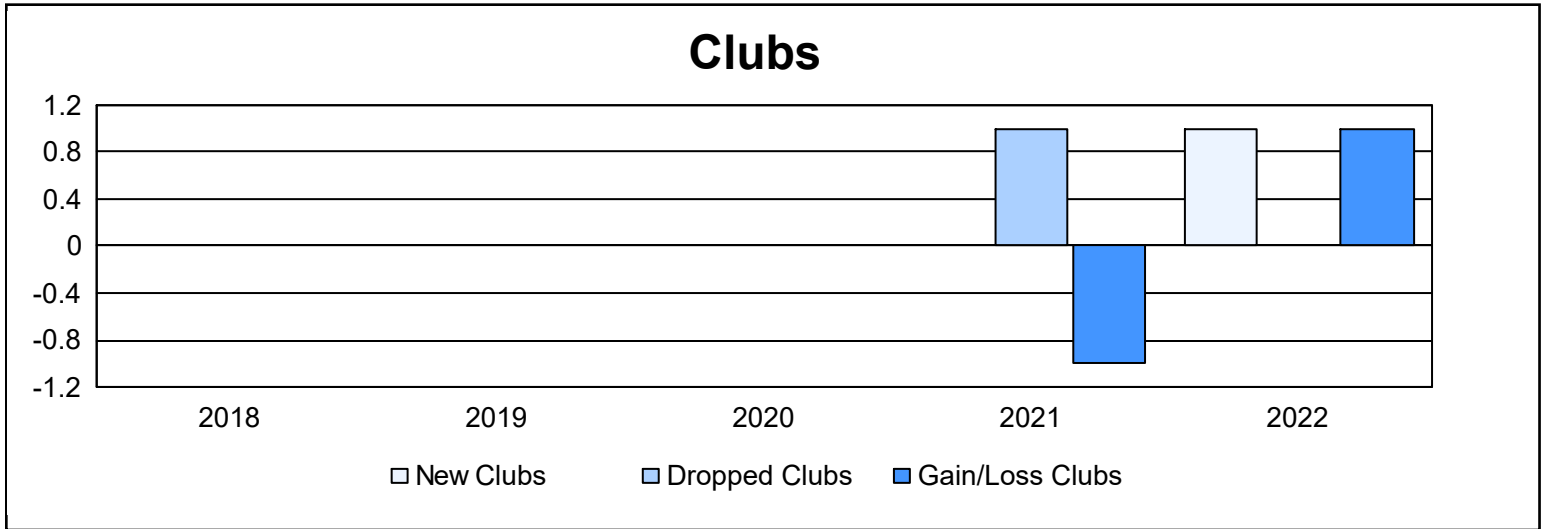
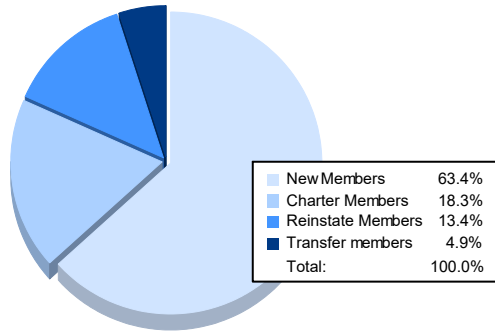


Year	New Clubs	Dropped Clubs	Gain/ Loss Clubs	New Members	Charter Members	Reinstate Members	Transfer Members	Total Member Added	Total Members Dropped	Gain/ Loss Members
2017-2018	0	0	0	152	2	13	10	177	169	8
2018-2019	0	0	0	115	0	10	9	134	125	9
2019-2020	0	0	0	101	0	9	3	113	175	-62
2020-2021	0	1	-1	76	0	18	2	96	141	-45
2021-2022	1	0	1	104	30	22	8	164	177	-13
<b>Average</b>	<b>0</b>	<b>0</b>	<b>0</b>	<b>110</b>	<b>6</b>	<b>14</b>	<b>6</b>	<b>137</b>	<b>157</b>	<b>-21</b>



### Membership Composition June 2022 Cumulative



### Gender Composition June 2022 Cumulative

